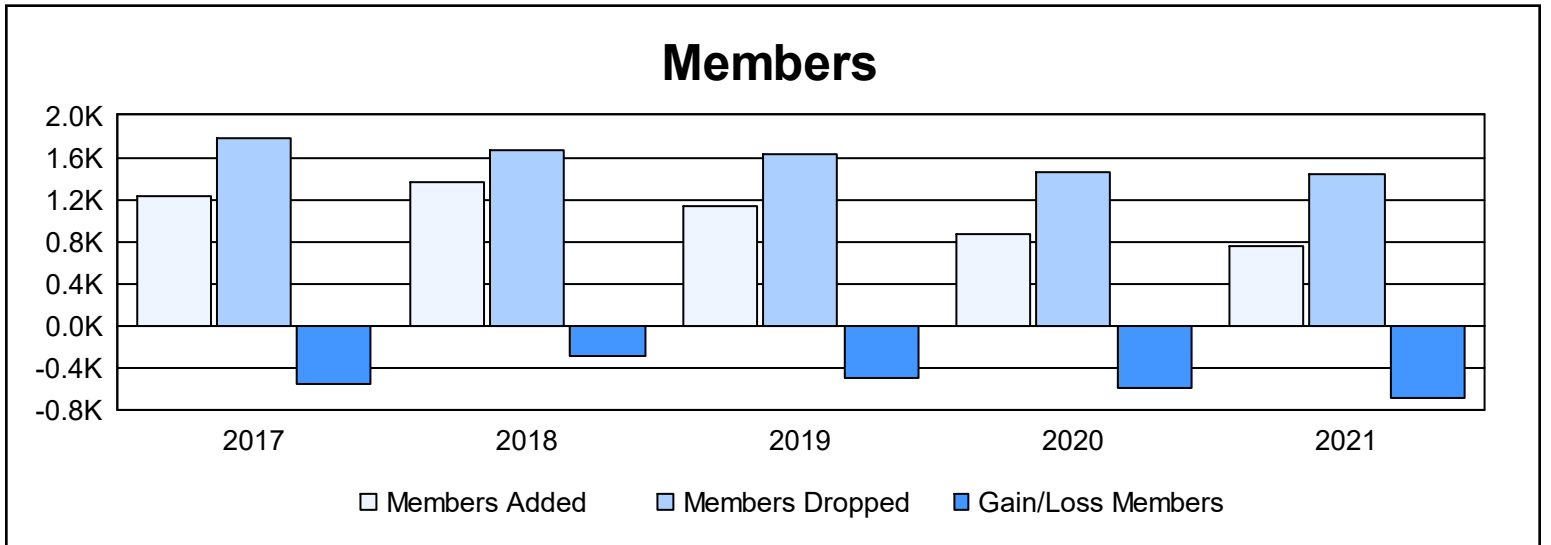
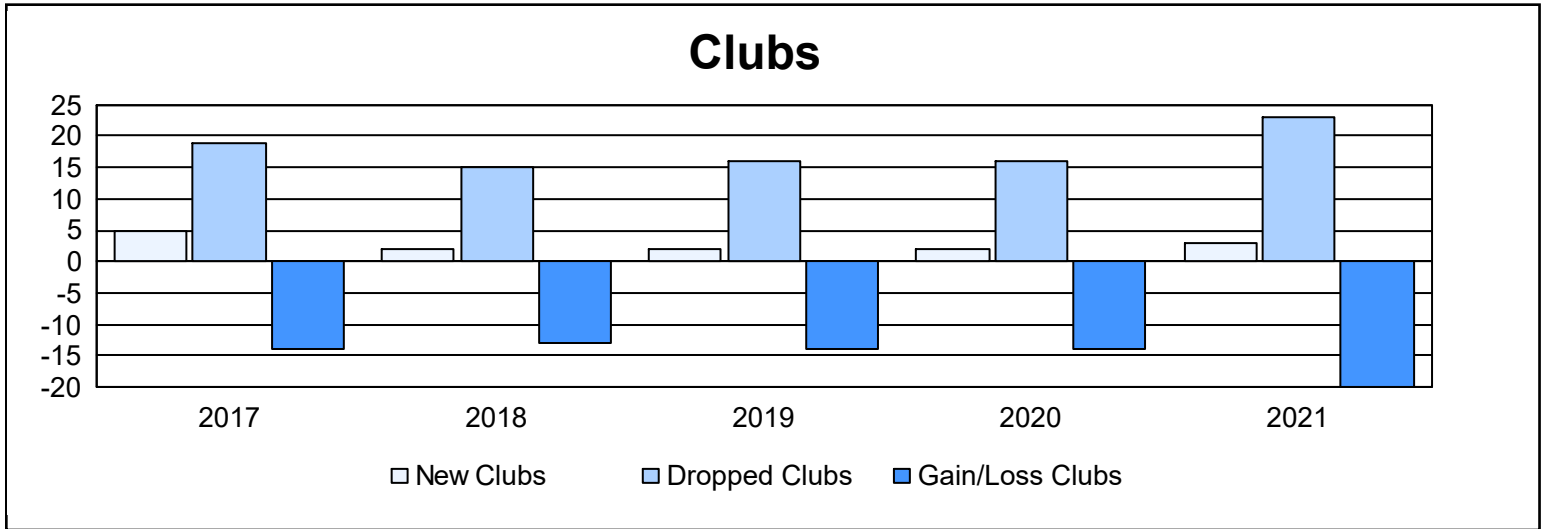
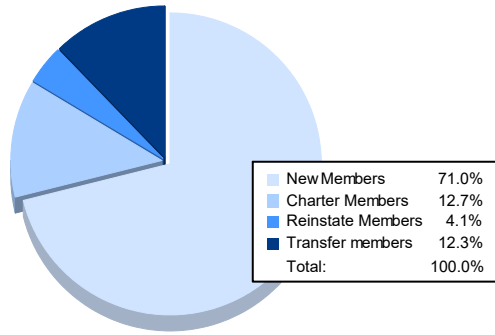


| Year | New Clubs | Dropped Clubs | Gain/ Loss Clubs | New Members | Charter Members | Reinstate Members | Transfer Members | Total Member Added | Total Members Dropped | Gain/ Loss Members |
|----------------|-----------|---------------|------------------|-------------|-----------------|-------------------|------------------|--------------------|-----------------------|--------------------|
| 2016-2017 | 5 | 19 | -14 | 928 | 132 | 46 | 120 | 1,226 | 1,774 | -548 |
| 2017-2018 | 2 | 15 | -13 | 1,158 | 52 | 43 | 113 | 1,366 | 1,665 | -299 |
| 2018-2019 | 2 | 16 | -14 | 934 | 60 | 32 | 100 | 1,126 | 1,622 | -496 |
| 2019-2020 | 2 | 16 | -14 | 629 | 73 | 51 | 112 | 865 | 1,456 | -591 |
| 2020-2021 | 3 | 23 | -20 | 538 | 96 | 31 | 93 | 758 | 1,438 | -680 |
| Average | 3 | 18 | -15 | 837 | 83 | 41 | 108 | 1,068 | 1,591 | -523 |



Membership Composition June 2021 Cumulative



Gender Composition June 2021 Cumulative

